

## MULTISTAGE HEAVY DUTY DOUBLESTAGE CYLINDER REGULATORS

# S2+



EDITION 1/2014

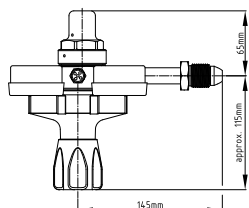
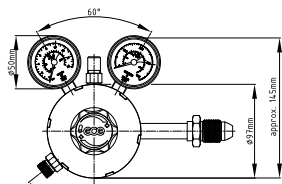
- GCE MULTISTAGE regulators are designed to provide accurate, fluctuation free delivery for precision applications such as machine cutting or laboratory use.
- The first stage reduces the inlet pressure by over 90% and the large second stage diaphragm ensures accurate delivery pressure.
- GCE MULTISTAGE regulators are precision built to latest EN ISO 2503 and EN ISO 7291 standards to provide maximum accuracy and safety.
- These regulators have the additional feature of being able to pipe away gases from the relief valve port, and comply with the stringent requirements of EN ISO 7291 even for strict manifold application.



### PRODUCT FEATURES

- Top-safe & Accurate Bulkhead 50mm Gauges
- Body and 1st. bonnet forged from high-quality Brass
- Technical Data permanently marked on body
- Powder-painted surface for high corrosion resistance
- Non-adjustable safety valve located on top side of body
- Inlet Connections exactly complying with BS-341 Standards
- Max. Outlet pressure locked for operational safety
- Non-detachable Ergonomic Plastic control knob

# S2+ MULTISTAGE - HEAVY DUTY DOUBLESTAGE CYLINDER REGULATORS

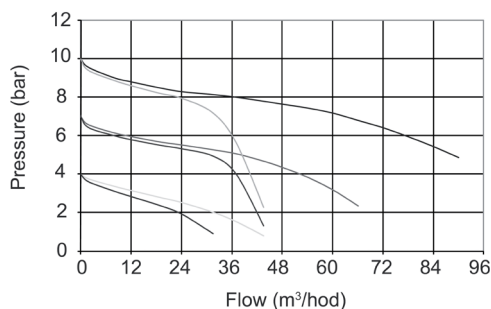


## TECHNICAL DATA

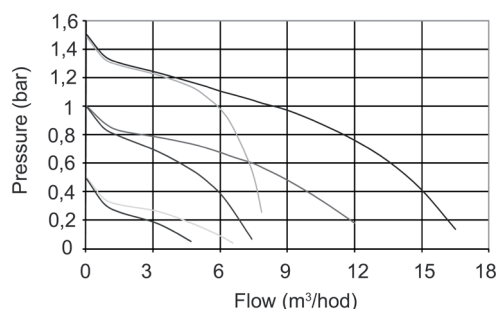
Body	Forged Brass, chemically stabilized and gold powder-painted
First stage Bonnet	Forged Brass, chemically stabilized and powder painted
Second stage Bonnet	Die-cast Zinc alloy, chemically stabilized and powder painted
First stage Diaphragm	Diam. 40 mm, pre-shaped stainless steel
Second stage Diaphragm	Diam. 82 mm EPDM fabric-reinforced rubber
Encapsulated Valve	Brass body sealed by PA (first stage) or high-grade chloroprene rubber (second stage)
Pressure Gauges	Safe design, bulkhead 50mm gauges, dual scales, accuracy class 2,5%
Inlet Stem & Nut	High-tensile brass, geometry complying with BS-341 standard
Safety Valves	On both regulator stages, non-adjustable
Control elements	Plastic control knob + captive pressure adjusting screw
Setting	Ergonomic PA control knob, adjustable limitation of P2 max

## REGULATOR PARAMETERS

### OXYGEN



### ACETYLENE



## UNICONTROL RANGE

### REGULATORS - BOTTOM ENTRY

Art. Nr.	Gas	Gauges	Inlet (bar)	Outlet (bar)	Inlet (form)	Outlet (form)	Flow m³/h
0762144	Oxygen	2	300	4	G 5/8"	G 3/8"	20
0762145	Oxygen	2	300	10	G 5/8"	G 3/8"	48
0762143	Acetylene	2	25	1,5	G 5/8 LH	G 3/8 LH	10
0762181	Inert	2	300	2	G 5/8"	G 3/8"	12
0762146	Inert	2	300	4	G 5/8"	G 3/8"	20
0762147	Inert	2	300	10	G 5/8"	G 3/8"	48
0762148	Hydrogen	2	300	4	G 5/8 LH	G 3/8 LH	80
0762149	Hydrogen	2	300	10	G 5/8 LH	G 3/8 LH	191
0762152	Nitrous oxide	2	200	10	BS13	G 3/8"	35

### REGULATORS - SIDE ENTRY

Art. Nr.	Gas	Gauges	Inlet (bar)	Outlet (bar)	Inlet (form)	Outlet (form)	Flow m³/h
0762198	Oxygen	2	300	4	G 5/8"	G 3/8"	20
0762199	Oxygen	2	300	10	G 5/8"	G 3/8"	48
0762196	Acetylene	2	25	1,5	G 5/8 LH	G 3/8 LH	10
0762182	Inert	2	300	2	G 5/8"	G 3/8"	12
0762197	CO <sub>2</sub> *	2	200	4	0,860×14 TPI	G 3/8"	16
0762153	CO <sub>2</sub> *	2	200	10	0,860×14 TPI	G 3/8"	40
0762150	Helium	2	300	4	G 5/8"	G 3/8"	191
0762151	Helium	2	200	10	G 5/8"	G 3/8"	35

\* for CO<sub>2</sub> regulators use heaters above 40 l/min.



0762151



0762153



0762143



0762144

## UNITED KINGDOM & IRELAND GCE Ltd

Yew Tree Way, Stone Cross Park, Golborne, Warrington, WA3 3JD  
 Phone: +44 (0)1942 29 29 50; Fax: +44 (0)1942 29 29 77  
 sales.gb@gcegroup.com  
 www.gcegroup.com

